

Recently, there has been an increase in records of exposure that is not due to radiation work. This is probably due to airport baggage inspections.

Start wearing	Wearing ends	H1cm	H70um
2023/12/1	2023/12/31	1.7	1.5
2023/11/1	2023/11/30	2.9	2.7
2023/11/1	2023/11/30	0.7	0.7
2022/8/1	2022/8/31	0.3	0.3
2022/5/1	2022/5/31	0.8	0.9
2022/1/1	2022/1/31	0.7	0.6
2021/11/1	2021/11/30	0.2	0.5
2021/6/1	2021/6/30	1.2	1.1
2021/5/1	2021/5/31	1.8	1.8
2020/3/1	2020/3/31	0.1	0.1
2020/2/1	2020/2/29	0.7	0.7
2019/9/1	2019/9/30	0.1	0.1
2019/10/1	2019/10/31	0.8	0.6
2019/10/1	2019/10/31	0.1	0.1

Put the pocket dosimeter in the carry-on luggage and go through the carry-on luggage inspection.



2024/2/14	Osaka (ITM)	0.7
2024/2/17	Miyazaki	1.4
2024/2/29	Osaka (ITM)	4.1
2024/9/6	Tokyo (HND)	740.2
2024/9/8	Sapporo (CTS)	8.0
2024/9/17	Tokyo (HND)	893.4
2024/9/19	Sendai	10.5


→ **Only measurements at Haneda Airport are high.**

Advanced Security Inspection Equipment Begins Operation

~Operation of Japan's first CT-type X-ray inspection system for carry-on baggage inspection~.

In preparation for the 2020 Tokyo Olympics and Paralympic Games, the Ministry of Land, Infrastructure, Transport and Tourism's Civil Aviation Bureau is working to improve aviation security inspections to reduce the burden on passengers, smooth inspections, and realize strict standards by promoting the introduction of advanced security inspection equipment with the aim of creating a "terror-resistant airport" for the 2020 Tokyo Olympics and Paralympic Games. As a part of these efforts, we have installed a CT (Computerized Tomography) type X-ray inspection system for carry-on baggage inspection (below, called "CT machine") in the Terminal Building of the International in Haneda Airport, which will be in operation from April 19, 2018.

The CT machine uses CT technology, which has not been used in conventional X-ray inspection systems, to generate images that can be monitored from all directions, and it has higher detection performance and advanced analytical processing than conventional systems.



Analogic ConneCT



HISSCO L-3 Clearscan




IDSS DETECT1000

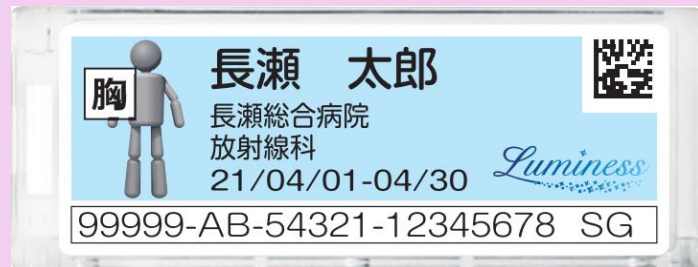
* Photos are taken from each company's website.

Mismeasurement of Personal Dosimeters in Airport Security Inspections

- Until now, airport security (carry-on) X-rays were weak and even ISO 1600 film was said not to be photosensitive.
- Recently, some airports have been using CT scanners to inspect baggage, increasing the amount of X-rays.
- In fact, mismeasurements due to airport security checks have occurred.



- It would be best if, in consultation with the person in charge of dose control, personal dosimeters could not be taken when there is air travel.
- if possible, request that a personal dosimeter be issued at the destination of your business trip in order to determine whether the incorrect measurement was due to the effects of the baggage inspection.
- When mismeasurements are caused by airport security inspections, it is possible to correct the calculated effective dose for Glass badges, Luminess badges and TLD badges.
- If you must board an aircraft with a personal dosimeter, explain to the airport inspector that it is a personal dosimeter and request a visual inspection.



これらは、放射線業務従事者の外部被ばくを測定するための個人線量計です。外部被ばくの量を測定することで、従事者の健康管理を行っています。これにエックス線等を照射すると、それが外部被ばく量として測定されるため、従事者の外部被ばくを測定することができません。従って、空港の保安検査においても、エックス線による検査ではなく目視による検査をお願いします。

These are personal dosimeters used to measure the external exposure of radiation workers. By measuring the amount of external exposure, the health of radiation workers is managed. When these are irradiated with X-rays, etc., they are measured as the amount of external exposure, and the external exposure of the workers cannot be measured. Therefore, we request that airport security inspections be conducted visually, not by X-rays.